

GETTING SEATED TURNY 6-WAY



GETTING SEATED





TURNY 6-WAY







The Turny 6-Way makes it easy to get from the wheelchair to the front seat and vice versa. As the name suggests the seat lift can move in 6 directions; up, down, forward, backward as well as rotate left to right. This means that you can bring the seat backwards, rotate it to face the inside of the car and set to your desired height.

Basically, you move the seat into an optimal position for you to transfer to and from your wheelchair. Once seated you have the luxury of using the controls to position yourself exactly as you like. The Turny 6-Way can be installed on the driver's side as well as on the passenger's side.



FEATURES

-  Up to 140° of rotation.
-  177mm of height adjustment.
-  704mm of lengthwise adjustment.
-  No permanent modifications required.

SPECIFICATIONS

-  **Length** = 1150mm
-  **Width** = 430mm
-  **Height** = 170 = 347mm
-  **Weight Capacity** = 180kg

BENEFITS

-  Allows for easy transfer into the front driver or passenger seating positions.
-  Ability to install the vehicle's original seat onto the base.

